

Recessed luminaire - Opal diffuser - direct distribution

Sheet steel housing suitable for ceilings with visible T-rails; protection rating refers to visible luminaire surface; Housing colour traffic white RAL 9016; Direct light distribution using opal acrylic diffuser. Electrical connection and connection of control cable using 5-pole connection terminal with plug-in contacts; With changeover converter for emergency lighting operation on request.

CHARACTERISTICS

Order number	72265016680
EAN number	4020863266265
Commodity code	94051190
Certification mark	IP 54/20, Protection class I, F, F-"roof" mark, HACCP DIN10500/Food/IFS/BRC, Indoor, CE
Impact resistance (IK rating)	IK03
Ambient temperatur	ta 25°C
Special properties	Ready for IoT
Warranty period	5 years
State funding programs	BEG - Federal funding for efficient buildings (valid only for Germany)

ELECTRICAL ENGINEERING

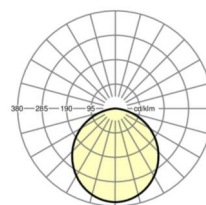

Controller	Electronic driver DALI2 (1 pcs.)
System output	28W
Mains voltage	230V/50Hz
Circuit breakers (inrush current)	13 pieces/B10, 24 pieces/B16, 25 pieces/C10, 40 pieces/C16
Energy efficiency class/light source	C

LIGHTING TECHNOLOGY

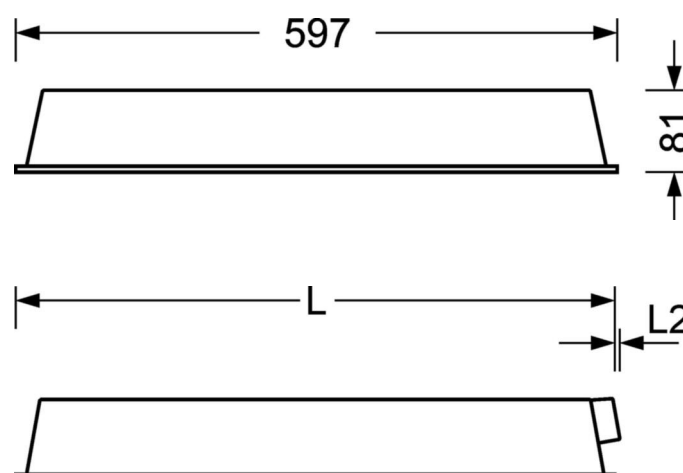
Placement	LED, Colour rendering/Light colour CRI ≥ 80 / 4000K
Colour tolerance (MacAdam)	3SDCM
Nominal luminous flux	4265lm
LED service life	50000h L90/B10 (Tq 25°C)
Luminaire luminous efficiency	153lm/W
UGR lat./long.	21.0 / 20.9

MECHANICS

Housing colour	traffic white RAL 9016
Dimensions (LxWxH/DxH)	597mm x 597mm x 81mm
Depth	81mm
Ceiling system	Ceilings with visible T-rails [s-TS] (600x600 mm)
Installation depth	180mm [s-TS]; 180mm [s-TS] min
Weight (net)	4.3kg
Type of installation	Recessed mounting

DEEP-LINK
<https://www.regiolum.de/en/article/72265016680>


Reference	LED 4300lm 840
ηLB	100 %
Φ ↓/↑	100 % / 0 %
UGR lat./long.	21.0 / 20.9



Dimensions

L	597 mm	Length
B	597 mm	Width
H	81 mm	Height
T	81 mm	Depth
L2	5 mm	Length overhang
Et(min)	180 mm	Ceiling distance minimum - minimum dimension (visible T-rail)
Et(TS)	180 mm	Ceiling distance minimum - recommended (visible T-rail)
MLTS1	600 mm	Module dimension length (visible T-rail)
MLTS_1/2	600	Module dimension length (visible T-rail) 1/2
MBTS1	600 mm	Module dimension width (visible T-rail)
MBTS_1/2	600	Module dimension width (visible T-rail) 1/2
